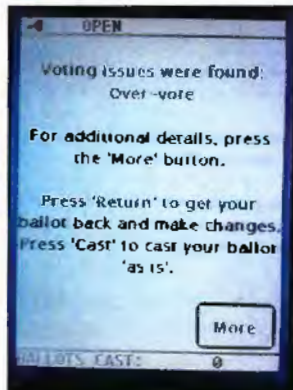


# BALLOT MESSAGES

## 1 OVER VOTE

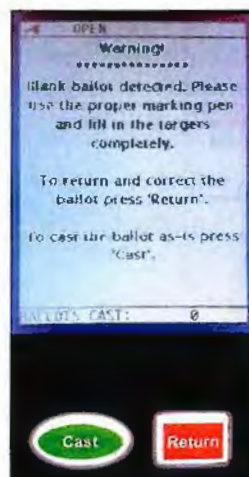


The Voter has the following options:

Press Cast button to process the ballot with the over vote

Press RETURN button to return the ballot. Issue a new ballot for the voter to mark then spoil the over voted ballot. Instruct the voter on proper ballot marking process

## 2 BLANK



The Voter has the following options:

Press Cast Button to process the ballot as blank

Press RETURN button to return the ballot. Give the Voter the option to remark the ballot or issue a new ballot if a non standard writing utensil was used.

## 3 MISREAD

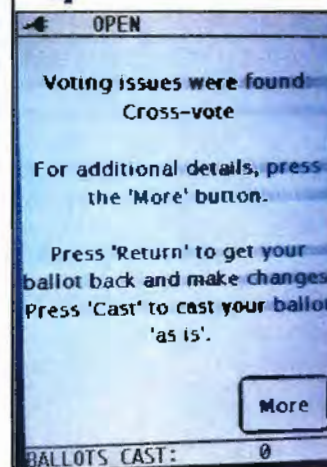


The ballot will return to the voter.

Inspect the ballot for physical damage. If it's ok then reinsert the ballot into the ICP, try different orientations.

If unable to read the ballot then issue a new ballot and spoil the misreading ballot. Instruct the voter on proper ballot marking process

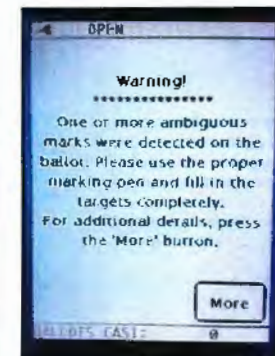
## 4 CROSSOVER



The ballot will return to the voter.

Try to scan the ballot again. If unable to read the ballot then issue a new ballot and spoil the crossover ballot. Instruct the voter on proper ballot marking process

## 5 AMBIGUOUS MARK



The ballot will return to the voter.

Explain to the voter that the ballot cannot be processed because one or more unclear marks were detected and the machine cannot be certain of the voters intent.